


WET FOR HER®

Rose

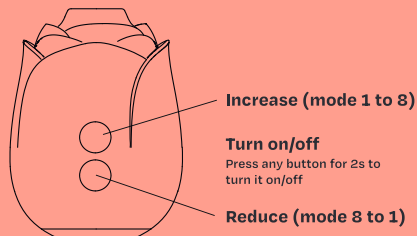
User manual



@WETFORHER 

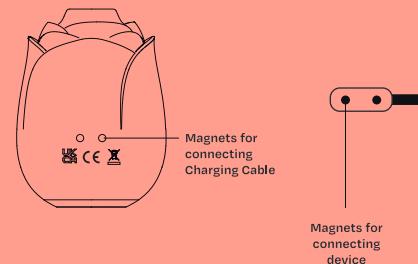
Button introduction

- Press any button for 2s to turn on or off. Short press on the top or down button changes the modes.



How to charge


1. Line up device magnets with the charging cable, connecting both. The indicator light turns on and the button flashes, signaling the start of charging.
2. Once fully charged, the indicator light stops flashing.



WET FOR HER®

Rose

User manual



@WETFORHER 

Care instructions

Cleaning:

1. Gently clean the device with warm water and soap/sex toy cleaner
2. Rinse thoroughly with hot water
3. Pat dry with a lint-free cloth or microfiber towel

Storage:

- Store the device in a clean, dry place away from other materials.
- Keep out of reach of children.

Important:

- Do not clean the device with alcohol, as this can damage the surface and accelerate wear.

Specifications

Material	Silicone + ABS
Size	2.9 * 2.2"
Waterproof	IPX7
Working Frequency	8 suction frequencies
Working Time	About 30mins
Noise	<55db

Warning: Please consult with your physician before using our products. Discontinue use if pain, numbness, swelling, irritation, tingling, loss of feeling or circulation occurs. Never disregard medical advice or delay in seeking treatment. This product is intended to be used by adults for recreational purposes only and is a novelty item.

Find out more online at:
WWW.WETFORHER.COM

WFH DESIGN USA LLC
All Right Reserved - order@wetforher.com
Designed in Miami - Made in China

WET FOR HER®